


CANTILEVERED UMBRELLA



Easy reach crank and arm for opening and hoisting umbrella



Heavy duty fabric

Our stylish Cantilevered Umbrella is designed to be the best umbrella shade option for our hot tubs on the market. Its sturdy steel tube construction and custom footplate will keep your shade firmly in place. Our pin locking system allows the umbrella to swing 90° left-or-right.

\$299.⁰⁰
Retail Price

Open Height: 86" Hoisted Height: 100"


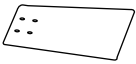





Umbrella Dimensions: 114" x 114"

One-year, limited warranty on the structure and fabric



VIEW ONLINE

CANTILEVERED UMBRELLA ASSEMBLY INSTRUCTIONS

PARTS LIST		DESCRIPTION	QTY
A		STEEL POLE	1
B		CROSS BASE	1
C		SCREW	4
D		WASHER	4
E		UMBRELLA	1
F		KNOB	2
G		WRENCH	1

